

1,000 kWh		May-06		
	Lowest Price	Price to Beat		
Corpus Christi	\$139	\$45		\$184
Houston	\$134	\$30		\$164
Dallas	\$134	\$10		\$144
Austin Energy	\$99			\$99
San Antonio (CPS Energy)	\$75			\$75

1,500 kWh		Lowest Price	Price to Beat	
Corpus Christi		\$204	\$70	\$274
Houston		\$198	\$50	\$248
Dallas		\$198	\$11	\$209
Austin Energy		\$156		\$156
San Antonio (CPS Energy)		\$110		\$110

1,000 kWh		Jun-06		
	Lowest Price	Price to Beat		
Corpus Christi	\$139	\$45		\$184
Houston	\$134	\$30		\$164
Dallas	\$134	\$20		\$154
Austin Energy	\$99			\$99
San Antonio (CPS Energy)	\$91			\$91

1,500 kWh		Lowest Price	Price to Beat	
Corpus Christi		\$204	\$70	\$274
Houston		\$198	\$50	\$248
Dallas		\$198	\$30	\$228
Austin Energy		\$156		\$156
San Antonio (CPS Energy)		\$139		\$139

1,000 kWh		Jul-06		1354
	Lowest Price	Price to Beat		
Corpus Christi	\$139	\$45		\$184
Houston	\$142	\$22		\$164
Dallas	\$135	\$19		\$154
Austin Energy	\$99			\$99
San Antonio (CPS Energy)	\$88			\$88

1,500 kWh		Lowest Price	Price to Beat	
Corpus Christi		\$205	\$71	\$276
Houston		\$209	\$39	\$248
Dallas		\$198	\$30	\$228
Austin Energy		\$156		\$156
San Antonio (CPS Energy)		\$134		\$134

1,000 kWh		Aug-06		1428
	Lowest Price	Price to Beat		
Corpus Christi	\$140	\$44		\$184
Houston	\$142	\$21		\$163
Dallas	\$135	\$19		\$154
Austin Energy	\$99			\$99
San Antonio (CPS Energy)	\$90			\$90

1,500 kWh		Lowest Price	Price to Beat	
Corpus Christi		\$205	\$71	\$276
Houston		\$209	\$39	\$248
Dallas		\$198	\$30	\$228
Austin Energy		\$156		\$156
San Antonio (CPS Energy)		\$138		\$138

1,000 kWh	Sep-06			1424
		Lowest Price	Price to Beat	
	Corpus Christi	\$125	\$59	\$184
	Houston	\$129	\$34	\$163
	Dallas	\$126	\$28	\$154
	Austin Energy	\$99		\$99
	San Antonio (CPS Energy)	\$88		\$88

1,500 kWh		Lowest Price	Price to Beat	
	Corpus Christi	\$185	\$91	\$276
	Houston	\$194	\$54	\$248
	Dallas	\$188	\$40	\$228
	Austin Energy	\$156		\$156
	San Antonio (CPS Energy)	\$134		\$134

1,000 kWh	Oct-06			1063
		Lowest Price	Price to Beat	
	Corpus Christi	\$117	\$74	\$191
	Houston	\$127	\$36	\$163
	Dallas	\$126	\$28	\$154
	Austin Energy	\$99		\$99
	San Antonio (CPS Energy)	\$78		\$78

1,500 kWh		Lowest Price	Price to Beat	
	Corpus Christi	\$175	\$111	\$287
	Houston	\$191	\$57	\$248
	Dallas	\$190	\$38	\$228
	Austin Energy	\$156		\$156
	San Antonio (CPS Energy)	\$115		\$115

1,000 kWh	Nov-06			
		Lowest Price	Price to Beat	
	Corpus Christi		\$0	
	Houston		\$0	
	Dallas		\$0	
	Austin Energy	\$99		\$99
	San Antonio (CPS Energy)			

1,500 kWh		Lowest Price	Price to Beat	
	Corpus Christi		\$0	
	Houston		\$0	
	Dallas		\$0	
	Austin Energy	\$156		\$156
	San Antonio (CPS Energy)			

1,000 kWh	Apr-07			
		Lowest Price	Incumbent Price	
	Dallas	\$103	\$27	\$130
	Austin Energy	\$87		

1,500 kWh		Lowest Price	Incumbent Price	
	Dallas	\$150	\$38	\$188
	Austin Energy	\$134		

1,000 kWh	Jun-07		
	Lowest Price	Incumbent Price	
Corpus Christi	\$121	\$35	\$156
Houston	\$122	\$34	\$156
Dallas	\$122	\$16	\$138
Austin Energy	\$93		
San Antonio	\$89		

1,500 kWh	Lowest Price	Incumbent Price	
Houston	\$183	\$51	\$234
Corpus Christi	\$182	\$49	\$231
Dallas	\$183	\$22	\$205
Austin Energy	\$148		
San Antonio	\$136		

1,000 kWh	Jun-08		
	Lowest Price	Highest Price	
Houston	\$157	\$104	\$261
Dallas	\$147	\$115	\$261
Corpus Christi	\$146	\$115	\$261
San Antonio	\$105		
Austin Energy	\$99		

1,500 kWh	Lowest Price	Highest Price	
Houston	\$231	\$158	\$389
Dallas	\$215	\$174	\$389
Corpus Christi	\$213	\$176	\$389
San Antonio	\$160		
Austin Energy	\$157		

1,000 kWh	Jun-09		
	Lowest Price	Highest Price	
Houston	\$104	\$74	\$178
Corpus Christi	\$104	\$74	\$178
Dallas	\$100	\$76	\$176
Austin Energy	\$99		
San Antonio	\$90		

1,500 kWh	Lowest Price	Highest Price	
Austin Energy	\$157		
Houston	\$156	\$111	\$267
Corpus Christi	\$156	\$111	\$267
Dallas	\$150	\$114	\$264
San Antonio	\$135		

1,000

	Batch 1 GC	Batch 2 GC	Batch 3 GC	Batch 4 GC	Fuel Factor	Batch 5 GC	Batch 6 GC	
Austin Energy	\$75.35	\$11.50	\$4.50	\$2.00	\$1.53	\$18.47	\$2.00	Average
Austin Energy	\$79.85	\$11.50	\$4.50	\$2.00	\$1.53	\$18.47	\$2.00	Summer
Austin Energy	\$70.85	\$11.50	\$4.50	\$2.00	\$1.53	\$18.47	\$2.00	Winter

	Lowest	Highest	
Austin Energy	\$79.85	\$40.00	\$119.85
Dallas	\$103.00	\$38.00	\$141.00
Houston	\$111.00	\$33.00	\$144.00
San Antonio	\$111.87		
Corpus Christi	\$114.00	\$48.00	\$162.00

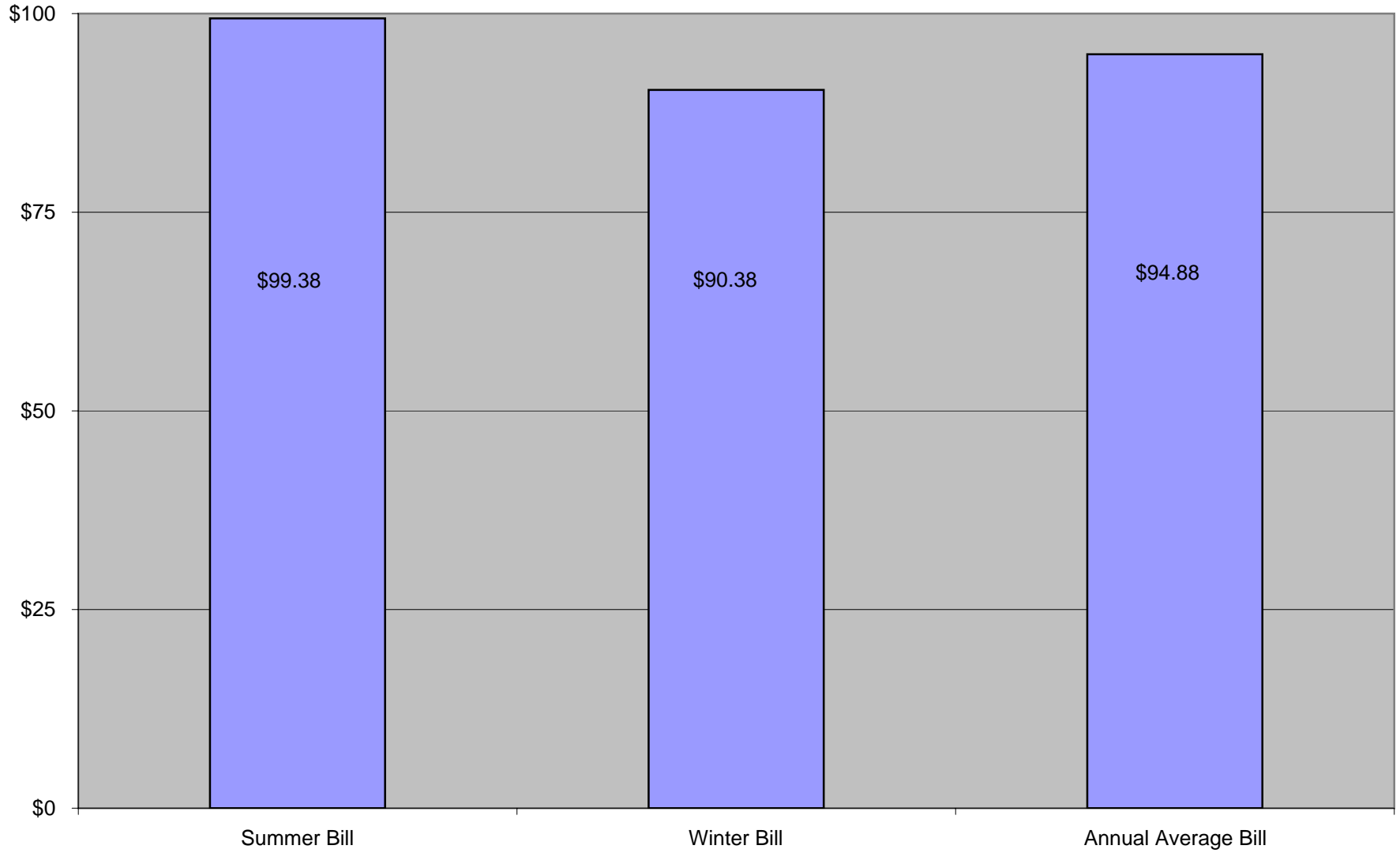
	Batch 1 GC	Batch 2 GC	Batch 3 GC	Batch 4 GC	Fuel Factor	Batch 5 GC	Batch 6 GC	
Austin Energy	\$79.85	\$11.50	\$4.50	\$2.00	\$1.53	\$18.47	\$2.00	
Dallas	\$103.00	\$38.00						\$141.00
Houston	\$111.00	\$33.00						\$144.00
San Antonio	\$111.87							
Corpus Christi	\$114.00	\$48.00						\$162.00

1,000 kWh


Jun-09

	Summer Bill	Winter Bill	Annual Average Bill
Austin Energy	\$99	\$90	\$95


2009 Austin Energy Residential Bills @ 1,000 kWh Per Month



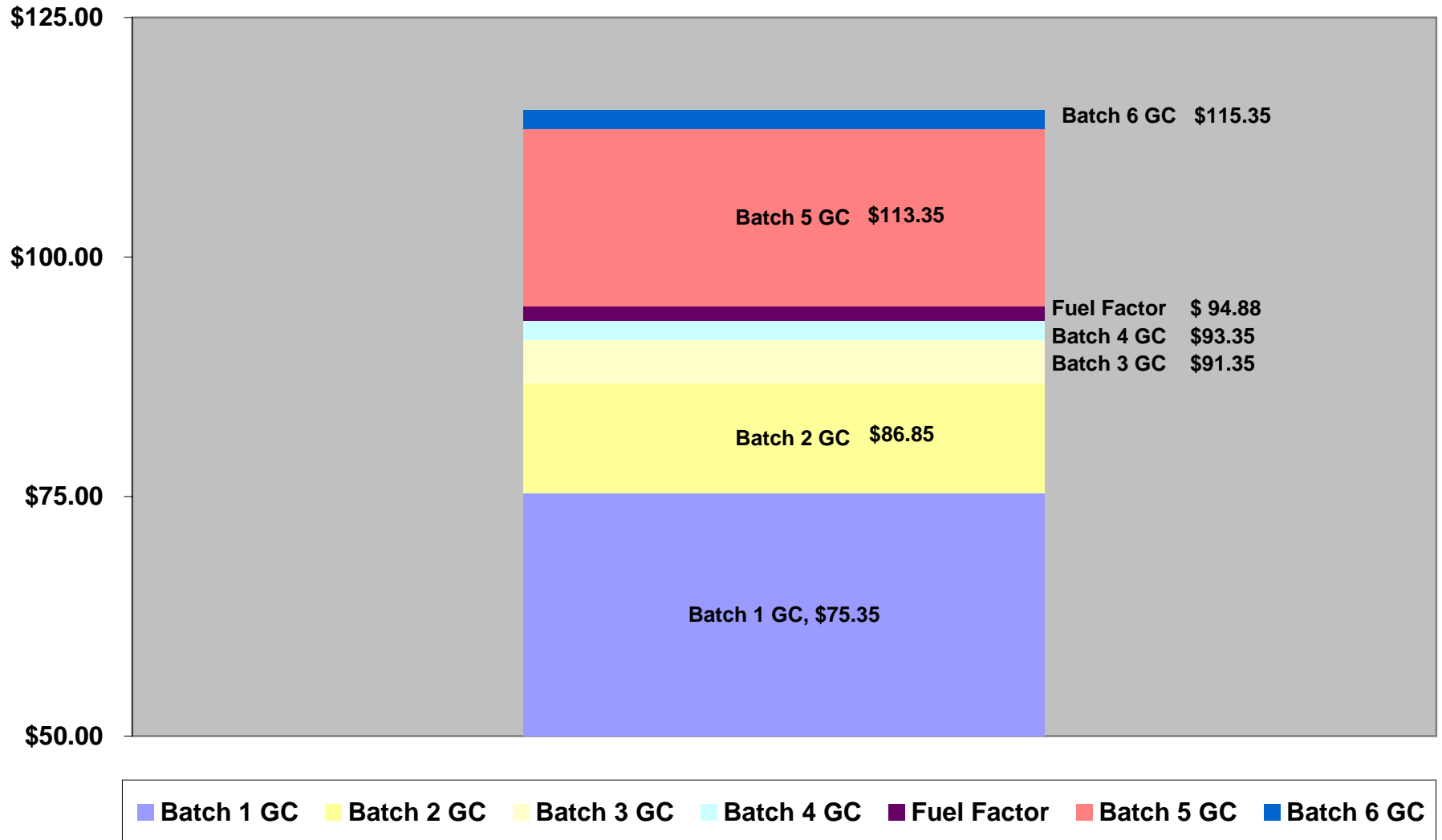
Summer Residential Bill @ 1,000 kWh GreenChoice & Fuel Factor



Winter Residential Bill @ 1,000 kWh GreenChoice & Fuel Factor



Summer/Winter Average Residential Bill @ 1,000 kWh GreenChoice & Fuel Factor



August 2009 100% Renewable Residential Bill @ 1,000 kWh

